


Nagle Catholic College



*YEAR 8
CHRISTIAN
SERVICE
LEARNING*

'REACHING OUT'

'FOR OTHERS'

The Christian Service Learning Program provides Nagle Catholic College students with an exciting opportunity to explore a range of service activities and reap the rewards which flow from putting others first.

Nagle Catholic College is a Catholic School based on the vision of its co-founders Venerable Nano Nagle and Blessed Edmund Rice, two people whose life work was serving others.

By taking time to help others, we learn more about the individuals and groups which make up the communities to which we belong. We are also given the opportunity to develop our personal gifts and have a positive influence within these communities.

'For Others,' our college motto, encourages us to take time to put others first and consider ways we can develop the virtues of compassion, generosity and respect. By helping others, we can make the world a more just and caring place.

Through the Christian Service Learning Program, our students will be rewarded by gaining self-confidence, learning new skills, developing relationships and discovering new talents and interests.

The Year 8 Christian Service Program 'Reaching Out', introduces students to the concept and experience of helping others in their home, neighbourhood and other community groups to which they belong. This could be Nagle College, your parish, the town in which you live, a sporting group or a community group to which you belong.



<http://www.flickr.com/photos/abhisheksundaram/4827590524/>

WELCOME TO 'REACHING OUT FOR OTHERS'

Program Requirements

'Reaching Out' is the Year 8 stage of the Nagle Catholic College Christian Service Learning Program.

Over the next **twelve weeks** you are required to provide a total of **10 hours** of service in a minimum of **three different types of activities**. **At least 5 hours** of service should be given to an individual or group other than your family, friends or close neighbours.

By experiencing a variety of activities you will gain insight into the world of volunteering and develop a greater sense of your personal interests and talents.

This insight will be valuable when considering career paths and future volunteer activities. You will also discover that by giving to others, you will receive a sense of appreciation and satisfaction.

As you are required to complete a variety of Christian Service activities in your own time, planning your Christian service work is an essential part of the Service Learning Program.

When planning, consider the following questions:

- What voluntary activities am I already involved in?
- What other activities can I do?
- Who is receiving the benefit from this service?

When choosing the activity, you should also consider the following:

- Is this a response to someone's need?
- Is this something I feel confident in performing?

**"No one is useless in this world
who lightens the burden of it
for someone else."
- Benjamin Franklin**



upload.wikimedia.org/wikipedia/commons/1/10/Clasped_hands.jpg

Jesus Teaches Us About Service

The Parable of the Good Samaritan (Luke 10:25-37)

On one occasion an expert in the law stood up to test Jesus. “Teacher,” he asked, “what must I do to inherit eternal life?”

“What is written in the Law?” he replied. “How do you read it?”

He answered, “‘Love the Lord your God with all your heart and with all your soul and with all your strength and with all your mind’; and, ‘Love your neighbour as yourself’.”

“You have answered correctly,” Jesus replied. “Do this and you will live.”


But he wanted to justify himself, so he asked Jesus, “And who is my neighbour?”

In reply Jesus said: “A man was going down from Jerusalem to Jericho, when he was attacked by robbers. They stripped him of his clothes, beat him and went away, leaving him half dead. ³¹ A priest happened to be going down the same road, and when he saw the man, he passed by on the other side. ³² So too, a Levite, when he came to the place and saw him, passed by on the other side. ³³ But a Samaritan, as he travelled, came where the man was; and when he saw him, he took pity on him. ³⁴ He went to him and bandaged his wounds, pouring on oil and wine. Then he put the man on his own donkey, brought him to an inn and took care of him. ³⁵ The next day he took out two denarii and gave them to the innkeeper. ‘Look after him,’ he said, ‘and when I return, I will reimburse you for any extra expense you may have.’

“Which of these three do you think was a neighbour to the man who fell into the hands of robbers?”

The expert in the law replied, “The one who had mercy on him.”

Jesus told him, “Go and do likewise.”



Carving in the north choir aisle of St Mary's Cathedral

SERVING IN THE COMMUNITIES TO WHICH I BELONG

Name the different communities to which you belong:

Personal: family, friends, neighbours

School: _____

Parish: _____


Town: _____

Sporting Clubs: _____

Recreational Groups: _____

Highlight any volunteer activity that you are interested in being involved in (you have also done this in the past):


- Babysitting
- Walking the neighbour's dog
- Sweeping the yard/gardening for mum or dad
- Relay for Life
- Sport Coaching
- Umpiring a game
- Fundraising for a club or charitable cause (eg. Million Paws Walk)
- Recycling –cans, newspapers, donate clothes
- Hospital visits
- Aged Care Homes
- Clean up neighbourhood park or beach area
- Gardening for a retirement village
- Volunteer help at the Public Library
- Door Knock for Charity (eg. Red Cross or Red Shield Appeal)
- Surf Club Patrols



Make a list of any other community activities that you might consider volunteering for in the future.

SERVING MY COLLEGE COMMUNITY

Every day, you can make a difference to the lives of people who make up your college community. Use the list of ideas to fill in the table below or come up with your own suggestions for serving your college community.


I can make a difference to:	Before, during or after school by:
Teachers	
Students	
Other Staff	

- Read prayer and bulletin notices or take folder to office each morning (HR teacher)
- Bake a cake or organise a special morning tea for your Home Room (HR teacher)
- Clean out the drama costume store room (Mr Gregson)
- Help clean up in Home-Ec (Mrs Meder or Mrs Hall)
- Wash staff cars (see House Leader)
- Help with the running of the events, such as the Swimming Carnival, St Pat's Day Games, Cross Country or Athletics carnival (Mr Ebsary)
- Provide a shoe cleaning service (see House Leader)
- Help in the library at lunch times (Mrs Boyle)
- Give assistance in the canteen or take staff lunches to staff room (see canteen staff)
- Provide tutoring or homework assistance at lunch times (Mrs Boyle/HOLAs)
- Become a member of the College Band or Choir and perform at extra-curricular events (Ms Bailey-Hough/Mr Crothers)
- Tidy up in the art rooms or clean out paint jars (Mr Grigsby/Mr Andreotta)
- Help out around the school grounds (Mr Saunders or one of the grounds staff)
- Help out in IT (Mr Godley)
- Serve refreshments at Parent Teacher Night (Miss Wheat)
- Join MAC (Make A Change) in 109 Thurs lunchtime (Miss Wheat)
- Organise a school clean up group
- Design and create a book of hints and tips to help new students survive at Nagle

SERVING MY PARISH COMMUNITY

You can help your Church or Parish community, or at Nagle chapel masses, by being involved in the liturgy and/or community life. Think about the activities you've been involved with in the past, and highlight any that you may consider helping out with in the future.

- Church cleaning
- Doing gardening around the church grounds
- Taking up the collection
- Reading at Mass
- Altar Serving
- Offertory Procession
- Singing in the choir
- Playing a musical instrument
- Help out with children's liturgy
- Visit the sick or elderly people in your Parish
- Bake something for morning tea or help serve drinks after Sunday Mass
- Help out at Parish social events
- Assist a parish group or Communio agency (eg. St Vinnies, Centacare)
- Help out at Parish School Fetes (eg. St Lawrence's Fete in March)



PREPARING FOR MY SERVICE PROGRAM

In order to successfully complete the requirements of this program, it is important to set specific goals. Goals help you to succeed in life as they provide the incentive to perform well and help improve the way you feel about yourself.

Principles for setting goals:

- Be specific. Know in your own mind what you want to do.
- Set a deadline for when you want to achieve the goal.
- Be realistic. Is your goal achievable?
- Develop a plan of action. Consider time commitments, transport etc.
- Reward success. Be positive and congratulate yourself as you progress toward your goal.

Types of Goals:

Short term: to be achieved today or this week.
Eg: Take journals home and discuss with parents.
Spend time planning your Christian Service.

Intermediate: to be achieved in 2-6 weeks.
Eg: Deciding on specific service activities and making enquiries regarding them.
Completing the 5 hours of service for a community (other than for family, friends or neighbours).

Long term: To be achieved in a few months.
Eg: Completing 10 hours of service and filling in all relevant parts of the service diary.



MY GOALS

Fill in the table below with your goals for Christian Service Learning.

Type	What is the goal?	Time Frame	Achieved
Short Term			
Intermediate			
Long Term			

“Make yourself a blessing to someone.
Your kind smile or pat on the back
just might pull someone back
from the edge.”
- Carmelia Elliott

MY RIGHTS AND RESPONSIBILITIES AS A VOLUNTEER

When working as a volunteer you have -

The right to:

- choose the type of service you provide;
- choose to complete your service activities in an environment which feels comfortable and safe;
- ask for appropriate instructions and receive the tools to perform the task safely;
- be given feedback about your progress.

The responsibility to:

- be dependable, finish what you start;
- be willing to be shown how to properly complete an activity;
- perform the task to the best of your ability;
- accept advice or feedback regarding the completed activity;
- have your service work verified by an adult supervisor, parent or guardian.



www.corybernardi.com/wp-content/uploads/2011/04/paint-hands.jpg

For you, Lord,
what counts is not
that we give a lot,
but that we offer it
with all our hearts...

USING THIS JOURNAL

This section of the journal contains a copy of the Service Activity Record Sheet, which needs to be completed each time you provide service to someone.

The **Service Activity Record Sheet** has two equally important parts:

- **Activity Record** – provides a record of the service you provided: the time spent, who you helped, what you did, and verification that the activity was completed.
- **Activity Review/Reflection** – provides guidelines to assist you in reflecting on each service experience: the review will help you to discover your talents and interests, as well as indicating areas that may need improvement.

It is crucial that you complete each record form soon after giving the service so you can easily recall details about the experience.



Before submitting your Activity Record Sheet, please ensure that you have completed all of the requirements.

DUE DATE: _____

*** REMEMBER TO HAVE THESE DETAILS VERIFIED BY A SIGNATURE ***

SERVICE ACTIVITY RECORD SHEET

DATE	TIME SPENT Hours/Minutes	CATEGORY Wider Community/ Family & Friends	WHAT I DID Brief Description	VERIFICATION Name & Signature
TOTAL TIME				

*** COMPLETE THIS SECTION SOON AFTER FINISHING THE SERVICE ACTIVITY**

REVIEW AND REFLECTION	
WHO I HELPED AND THE BENEFIT I RECEIVED	WHAT I ENJOYED AND THE CHALLENGES I FACED

PROGRAM REFLECTION

This section is to be completed at school under the direction of Miss Wheat, the Christian Service Learning Facilitator.

Explain which of your **service activities** was most rewarding for others and most rewarding for you.

Most rewarding (For Others): _____

Why? _____

Most rewarding (For You): _____

Why? _____

Read pages 7 and 8 then explain how successful you were at **setting** and **achieving** your goals for this program.

Write down any skills you have learnt and used during this program.

Describe one **highlight** experienced while completing this project.

What feelings/emotions did this experience lead you to have?

Describe one **negative** experience you had.

What feelings/emotions did this experience lead you to have?

How has taking on a **service role** affected your relationship with:

Nagle staff: _____

Family members: _____

Wider community: _____

Others: _____

What is the most important benefit you have gained from participation in this project?
Explain.

Any other interesting experiences, comments, notes or suggestions?

